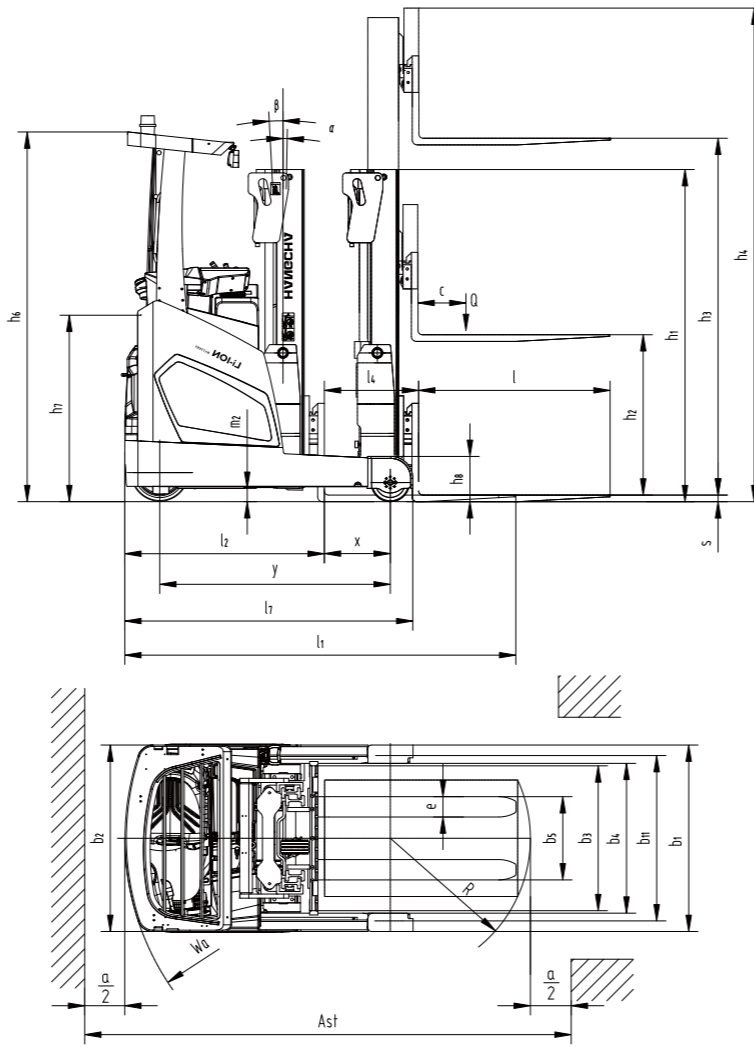
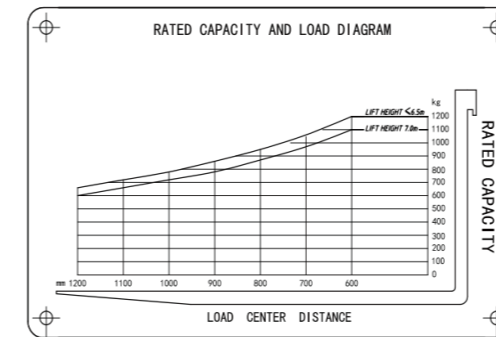
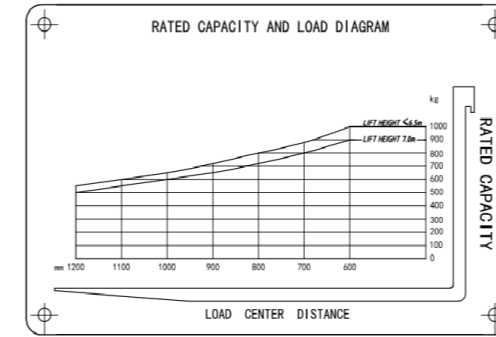


## Technical data

Distinguishing mark	HANGCHA GROUP CO.,LTD.				
	1.1	Manufacturer			
1.2	Manufacturer's type designation		CQD10-XC5-SI	CQD12-XC5-SI	
1.3	Drive: electric		Li-ION battery	Li-ION battery	
1.4	Operator type		Seated	Seated	
1.5	Rated capacity/rated load	Q (kg)	1000	1200	
1.6	Load centre distance	c (mm)	600	600	
1.8	Load distance, centre of drive axle to fork	x (mm)	322	407	
1.9	Wheelbase	y (mm)	1300	1385	
Weight	2.1	Service weight(incl.battery)	kg	2440	2460
Tyres, chassis	3.1	Tyres: solid rubber, superelastic, pneumatic, polyurethane		PU	PU
	3.2	Tyre size, front	mm	φ 343-140	φ 343-140
	3.3	Tyre size, rear	mm	φ 230-85	φ 230-85
	3.5	Wheels, number front/rear (x = driven wheels)		1x/2	1x/2
3.7	Tread, rear	b1(mm)	993	993	
Dimensions	4.1	Tilt of mast/fork carriage forward/backward	α/β(°)	1/3	1/3
	4.2	Height, mast lowered	h1(mm)	1995	1995
	4.3	Free lift	h2(mm)	105	105
	4.4	Lift	h3(mm)	3000	3000
	4.5	Height, mast extended	h4(mm)	3975	3975
	4.7	Height of overhead guard (cabin)	h5(mm)	2200	2200
	4.8	Seat height relating to SIP	h7(mm)	1115	1115
	4.10	Height of wheel arms	h8(mm)	276	276
	4.19	Overall length	l1(mm)	2348	2348
	4.20	Length to face of forks	l2(mm)	1183	1183
	4.21	Overall width	b1/b2(mm)	1120/1120	1120/1120
	4.22	Fork dimensions DIN ISO 2331	s / e / l (mm)	35-100-1150	35-100-1150
	4.23	Fork carriage ISO 2328, class/type A, B		II A	II A
	4.24	Fork-carriage width	b3(mm)	790	790
	4.25	Fork spread	b5(mm)	630	630
	4.26	Distance between wheel arms/loading surfaces	b4(mm)	900	900
	4.28	Reach distance	l4(mm)	482	567
	4.32	Ground clearance, centre of wheelbase	m2(mm)	80	80
	4.34.1	Aisle width for pallets 1000 x 1200 crossways	Aa1(mm)	2610	2627
4.34.2	Aisle width for pallets 800 x 1200 lengthways	Aa2(mm)	2664	2668	
4.35	Turning radius	Wa(mm)	1515	1595	
4.37	Length across wheel arms	l7(mm)	1645	1730	
Performance data	5.1	Travel speed, laden/unladen	km/h	14/14	14/14
	5.2	Lift speed, laden/unladen	mm/s	490/700	460/700
	5.3	Lowering speed, lade/unladen	mm/s	500/500	500/500
	5.4	Reaching speed, laden/unladen	mm/s	200/200	200/200
	5.8	Max. gradeability, laden/unladen	%	10.0/15.0	10.0/15.0
5.10	Service brake		Regenerative	Regenerative	
	Parking brake		Electromagnetic	Electromagnetic	
Electric engine	6.1	Drive motor rating S2 60 min	kW	8.1	8.1
	6.2	Lift motor rating at S3 15 %	kW	14.8	14.8
	6.3	Battery according to DIN 43531/35/36 A, B, C, no		no	no
		Battery voltage/nominal capacity	V/Ah	80/125	80/125
	Battery weight	kg	150	150	



$$A_{st} = W_a + R + a = W_a + \sqrt{(l_6 - x)^2 + \left(\frac{b_{12}}{2}\right)^2} + a$$



HANGCHA GROUP CO., LTD.

Factory site: 666 Xiangfu Road,  
Hangzhou, Zhejiang, China (311305)

Tel: +86-571-88926735 88926755  
Fax: +86-571-88926789 88132890

sales@hcforklift.com  
www.hcforklift.com



Follow us on  
Facebook



Follow us on  
YouTube



Follow us on  
WeChat



Download "Hangcha  
Forklift" App



ISO 45001  
ISO 45001:2018



ISO 14001  
ISO 14001:2015



ISO 9001  
ISO 9001:2015



HANGCHA trucks conform to  
the European Safety  
Requirements.

2025-VERSION 3/01/RIGHT 2025/09

HANGCHA GROUP CO., LTD. reserves the right to make any changes without notice concerning colors, equipment, or specifications detailed in this brochure, or to discontinue individual models. The colors of trucks, delivered may differ slightly from those in brochures.



# XC SERIES REACH TRUCK WITH LITHIUM POWER

with capacity of 1,000 to 1,200kg



The World of Hangcha  
SINCE 1956



# A NEW DIMENSION OF PERFORMANCE

## XC SERIES REACH TRUCK WITH LITHIUM POWER

- / The XC series reach truck with lithium power fully utilize the advantages of lithium battery and achieve disruptive innovations in vehicle structure, functional configuration, performance parameters, ergonomics, and operating vision.
- / We cater for a wide range of applications whilst ensuring optimum energy efficiency. Regardless of your special requirements – whether confined spaces or lifting height reaches 7m, load capacity of up to 1,200 kg or individual customisation with various options – we have the truck you need.
- / Compact size of the lithium battery pack and breaking through the traditional structure design, makes the truck style more novel and more efficient.

MAXIMUM TRAVELLING SPEED

14km/h

MAXIMUM LIFTING SPEED

0.7m/s

MAXIMUM LOAD CAPACITY

1,200kg

MAXIMUM LIFT HEIGHT

7,000mm




# MORE VISION MORE CONTROL



The compact mast design enables operator have a wider view around the outside of the mast.

The middle cylinder is arranged eccentrically to enable the driver to have a wider view around the inside of the mast.



## The improved mast structure and piping arrangement enables a broader vision for stacking operations

/ The hydraulic tubing and the wires are on both sides of the mast, overlapping with the chain, making full use of the space and reducing the line of sight.

## Efficient and durable

- / CATL lithium battery is standard for all series, adopting 80V voltage system which can provides fast charging and long service life and less energy loss.
- / The special-shaped lithium battery pack design provides a large operating space in the cab and a broad view.

Lithium battery capacity		
1.0 t	Std.	80V/125Ah
1.2 t	Opt.	80V/228Ah



Charging port



Battery removal



# EXCELLENT ERGONOMIC DESIGN

Dashboard angle adjustment



Steering wheel position can also be adjusted

Integral suspended seat



The pedal height can be adjusted electrically(Optional)

# MULTIFUNCTIONAL INTERACTIVE COLOR-SCREEN INSTRUMENTS

The new multifunctional 4.3 inch color-screen instruments developed for the XC series reach truck have easier human-machine interfaces.



## More status indication



1

1. Lifting height
2. Local time
3. Load weight

2

1. Driving mode
2. Fork action
3. Operating time
4. Maximum allowable lifting height

3

1. Steering mode
2. Battery power
3. Travelling speed

4

- Various status signs and warning signs are displayed in a queue according to actual needs

## More convenient shortcut button

Thanks to the integrated design of the instrument function buttons, the truck console saves a lot of physical buttons, making it more concise and efficient.



5

- Height selection

6

- Height limit

7

- Lighting control

8

- Battery removal

9

- Optional function switching screen

10

- ↑ Button Driving mode switching

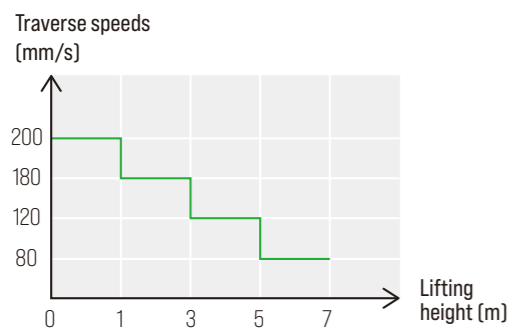
11

- ↓ Button Turtle speed mode


# SAFETY FROM EVERY ANGLE

## Drive control limit

Drive control limits the travelling speed and traverse speed as soon as the forks are raised. This increases the safety when manoeuvring with a raised pallet in front of the storage rack, while still ensuring more sensitive manoeuvring during the work cycle.



**Note:** The above table is only for 1.0/1.2t, the parameters of other models are not the same.




# EASY MAINTENANCE

The battery pack can be replaced quickly. The driver can unlock and remove the battery while sitting on his seat.

Remove battery pack step



The seat can be turned open at a large angle, which is convenient for maintenance work.



The battery is in an inappropriate position and the indicator light is lit

## Battery lock with creep speed interlock


Installed on the battery latch in the motor compartment. Monitors the locking of the battery pack. If the battery pack is not retracted or not locked, travel is restricted to creep speed.





### Height selection

Multiple heights can be pre-set on the instrument. After the function is enabled, when the fork is about to be lifted to the preset height, the lifting speed will gradually slow down and the fork will finally stop at the set height steadily.



### Height limit

After this function is enabled, when the fork is lifted to a certain height, this height will be set as the maximum allowable lifting height. Afterwards, whenever the fork is about to be lifted to this height, the lifting speed will gradually slow down and the fork will steadily finally stop at this height.




Faster, easier and safer stacking and retrieval operations



# COMPREHENSIVELY IMPROVED FUNCTION CONFIGURATION



# WE GIVE YOU ALL THE OPTIONS



## Easier stacking and retrieval with positioning laser

Our positioning lasers significantly simplify the stacking and retrieval process and increase the safety for load and rack. The laser sources are integrated into the fork tips, projecting a red line on the area ahead. This allows the operator to adjust the fork more accurately to be able to drive effortlessly into the pallet.



## Safety at any blind spots with Floor Spot

Floor Spot projects a blue dot on the floor around the truck. Especially at blind intersections or at the end of rack aisles, the Floor Spot alerts an approaching truck in time to respond.



## Easy access

Easy access protects the reach truck against unauthorised use. Authorisation management is directly controlled via the truck's display. Customised to your requirements and company size – you can choose between the key (Std.), PIN code and transponder.



## 100% clear view thanks to panorama roof panel

Maximum visibility: The panorama roof panel without cross beams provides maximum visibility of the goods and forks.



## Stacking and retrieval via video monitoring

Our video camera allows for the precise and quick access of extremely high locations. The position of the camera on the forks enables operators to efficiently and reliably control stacking and retrieval operations from their seating position/viewpoint. They no longer have to look up, which noticeably reduces the strain on their shoulders and neck. Also, information on the pallets is easily visible, even at great heights.

## Features

NO.	System	Features	CQD10/12-XCS-SI
1	Control	Control with a mechanical control lever	●
2		Height display	○ (Only for triplex mast, excluding the free lift range)
3		Height selection	○ (Only for triplex mast, excluding the free lift range)
4		Height limit	○ (Only for triplex mast, excluding the free lift range)
5		Mast reach damping system	●
6		Soft landing system	●
7		Lifting damping system	●
8		Drive control limit	●
9		Battery lock with creep speed interlock	●
10		Travelling speed control at corner	●
11		180° steering mode	●
12		360° steering mode	○
13	Transmission system	ZF transmission	○
14	Electronic accessories	USB power socket	●
15		Fork positioning laser	○
16		Video monitoring	○
17		Keyed start	●
18		Start with a PIN code or by a card	○
19		Beep	○
20		Operating light (in the direction of the fork)	●
21		Operating light (in the reverse direction of the fork)	○
22	Ergonomic design	Alarm light	●
23		Blue light	○
24	Fault Diagnosis	Three-sided one line laser projection light	○
25		Electrical adjustment of pedal height	○
26	Ergonomic design	Adjustable steering wheel	●
27		Instrument angle adjustment	●
28	Fault Diagnosis	Suctioned oil filter clogging alarm	○
29		Backflow oil filter clogging alarm	○
30	Seat	Sequential Seat Belt Interlock System	●
31		BFB-3 suspension seat	●
32	Other	MSG65/522 suspension seat	○
33		Panorama roof	○
34		PVC ceiling	○
35		Curved rearview mirror	○
36		Left and right rear view mirrors	○
37		Cold storage	○
38		Load backrest	●
39		Fire extinguisher	○
40	Electric fan	○	
41		DPS system	●

Note: ● Standard; ○ Optional

## 1.0/1.2t Mast Specification

Type	Lifting height	Mast lowered	Mast extended	Free lifting	Tilting range α/β
	h <sub>1</sub>	h <sub>2</sub>	h <sub>3</sub>	h <sub>4</sub>	
mm					
Wide view duplex mast	2700	1975	3675	105	1/3
	3000	2125	3975	105	1/3
	3500	2375	4475	105	1/3
	4000	2725	4975	105	1/3
	4500	2975	5475	105	1/3
Full free triplex mast	5000	3225	5975	105	1/3
	4000	2030	4965	1065	1/3
	4500	2160	5465	1195	1/3
	5000	2300	5965	1335	1/3
	5500	2450	6465	1485	1/3
	6000	2635	6965	1670	1/3
	6500	2800	7465	1835	1/3
7000	3000	7965	2035	1/3	